

SPECIFICATIONS

Mechanical Characteristics

Model	MT120
Dimensions (Length x Width x Thickness)	1,414 mm x 1,114 mm x 35 mm
Weight	Approx. 21 kg

Electrical Characteristics

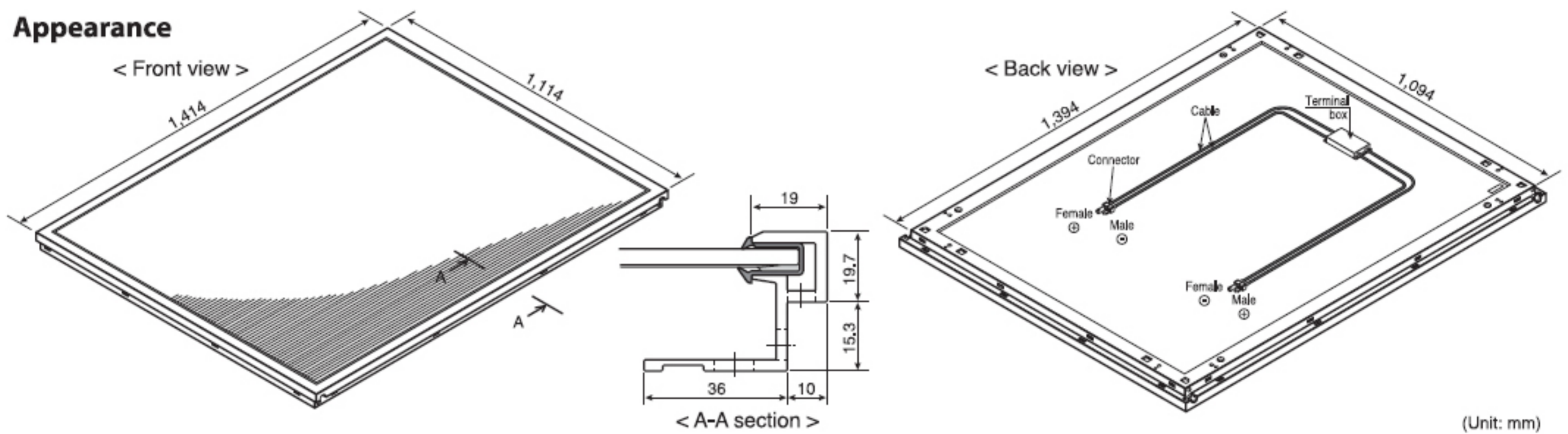
Power	120Wp
Voc	131V
Isc	1.42A
Vmp	101V
Imp	1.19A

Temperature Coefficients

Maximum power (W)	-0.28%/°C
Maximum power voltage (V)	-0.33%/°C
Maximum power current (A)	+0.06%/°C
Open circuit voltage (V)	-0.32%/°C
Short circuit current (A)	+0.06%/°C

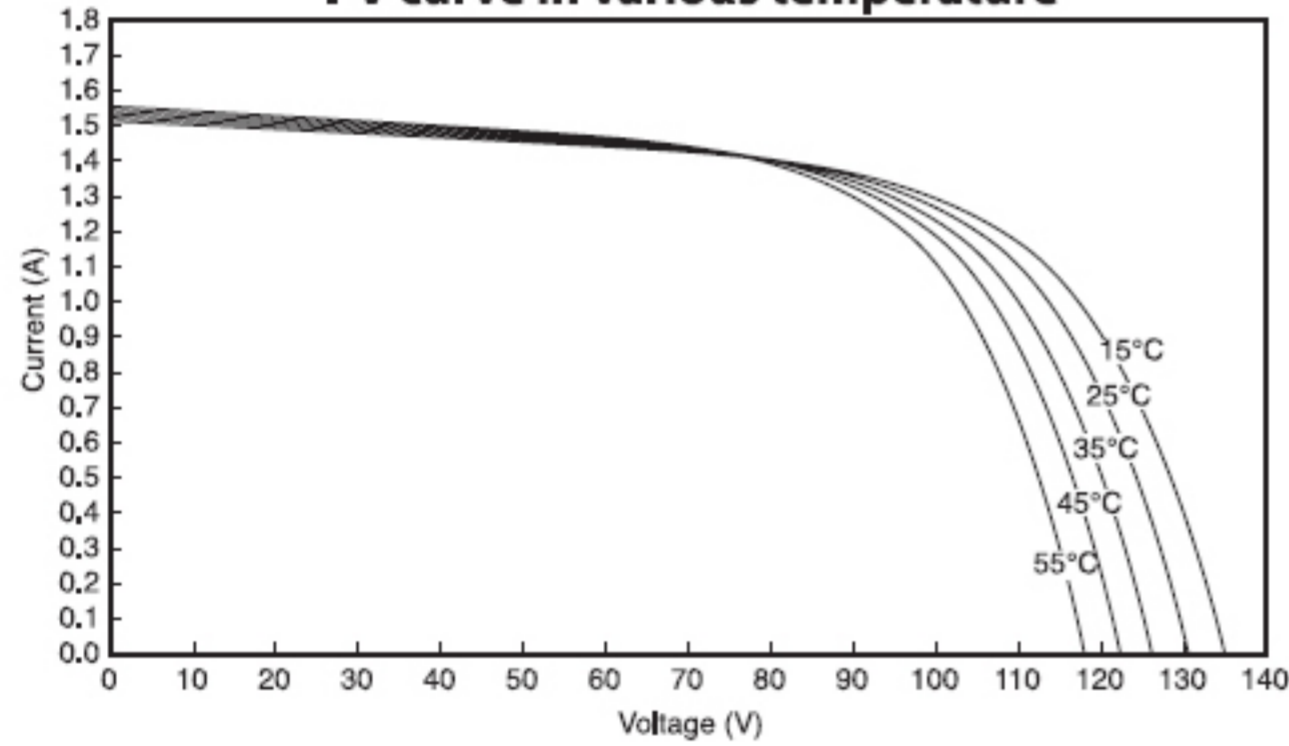
Measurements made under the standard test conditions (STC):
 · Irradiance of 1 kW/m²
 · Spectrum of AM1.5
 · Module temperature of 25°C
 * MHI reserves its rights to change without prior notice the contents of this data.

Appearance

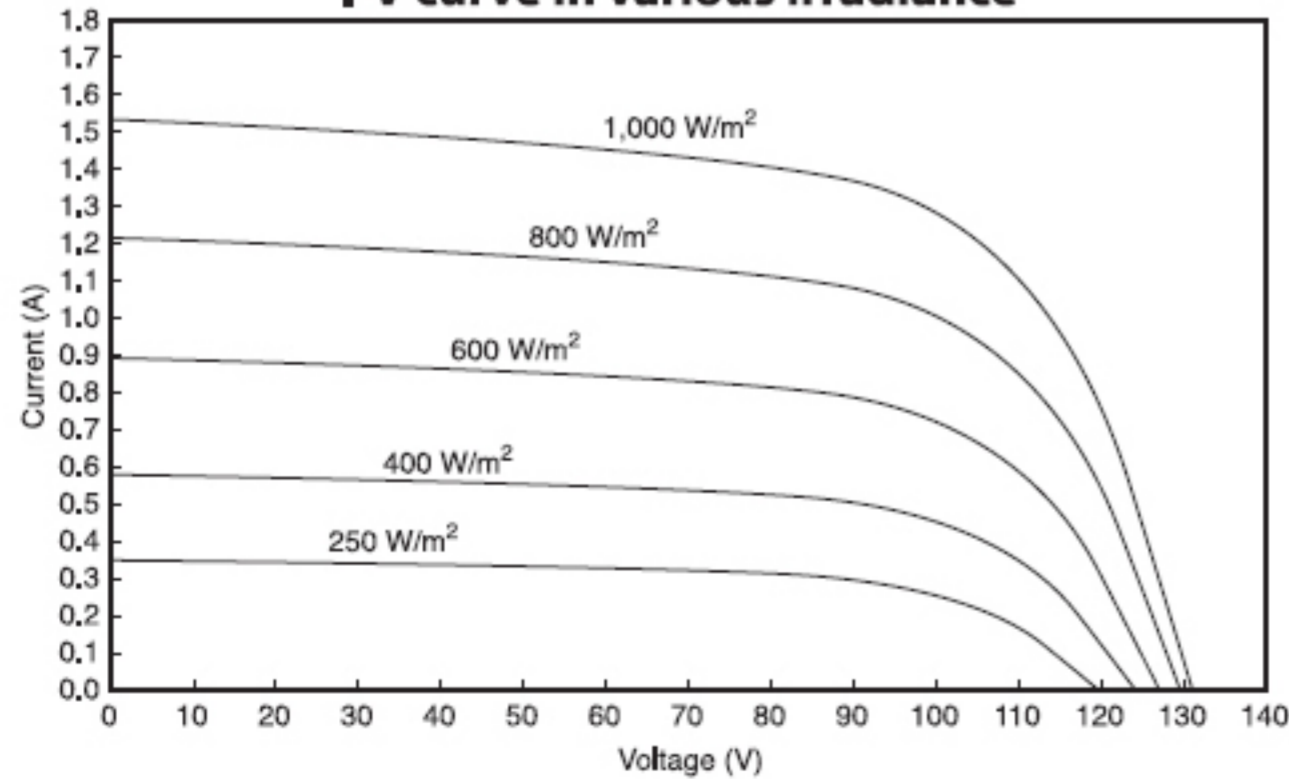


(Unit: mm)

I-V curve in various temperature



I-V curve in various irradiance



Wiring Principle

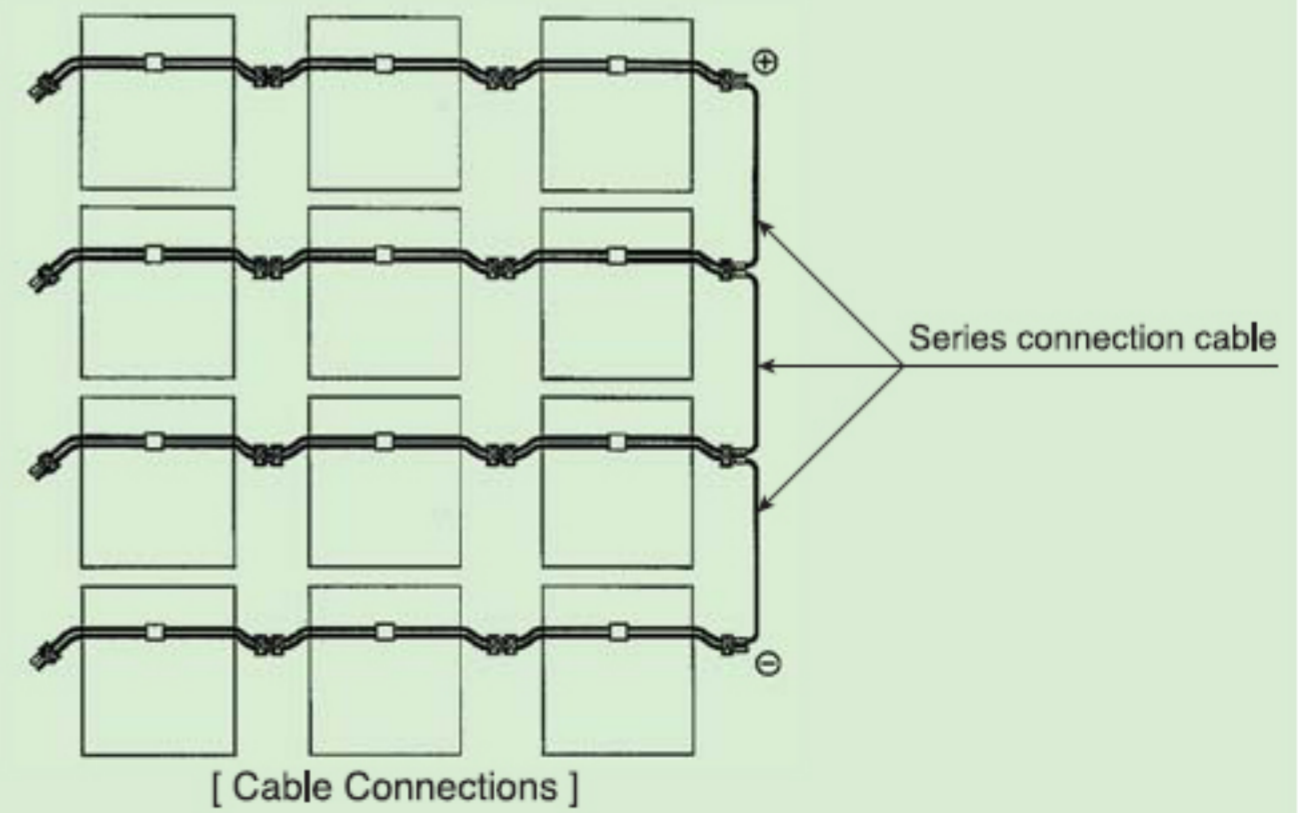
Mitsubishi Tandem PV modules connection functional system reduces the need of special cables and connection box, and thus substantially contributes to cost reduction.

(a) Parallel connection

PV modules can be connected in parallel by fastening together adjacent positive cables, and together adjacent negative cables.

(b) Series connection

PV modules can be connected in series by fastening the positive cable of one parallel string and the negative cable of another parallel string.



 **MITSUBISHI HEAVY INDUSTRIES, LTD.**

Renewable Energy Business Division

Solar Power System Business Unit

3-1, Minatomirai 3-chome, Nishi-ku, Yokohama 220-8401, Japan

Tel: +81-45-200-7922 Fax: +81-45-200-7738

E-mail for contact: photovoltaic@mhi.co.jp URL: http://www.mhi.co.jp/power/e_a-si